

# *LEE'S SUMMIT*

## *R-VII*

WORKING TOGETHER TO  
MEET THE NEEDS OF OUR  
STUDENTS

A faint, semi-transparent image of two hands shaking is visible in the background, centered behind the text. The hands are rendered in a light teal color, matching the background, and are positioned as if in a firm handshake.


# *Nutrition Services:*

Meeting The Nutritional  
Needs Of Our  
Students



## *Our Mission....*

- To make available two nutritious meals daily for all students in the district at an affordable cost.
- To encourage the child to develop good eating habits.
- To aid in the social and cultural development of children in relationship to the acceptability of food.



**School Lunch**

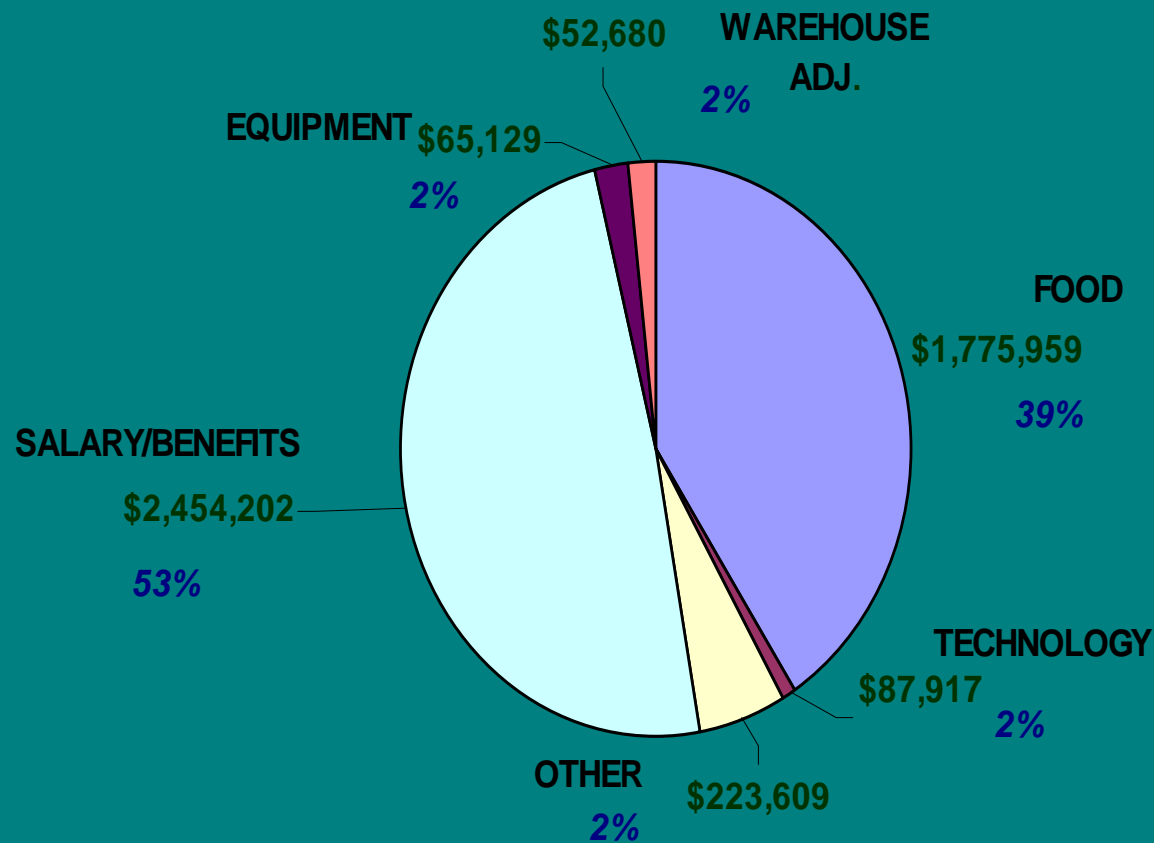
**Is**

**Big Business**

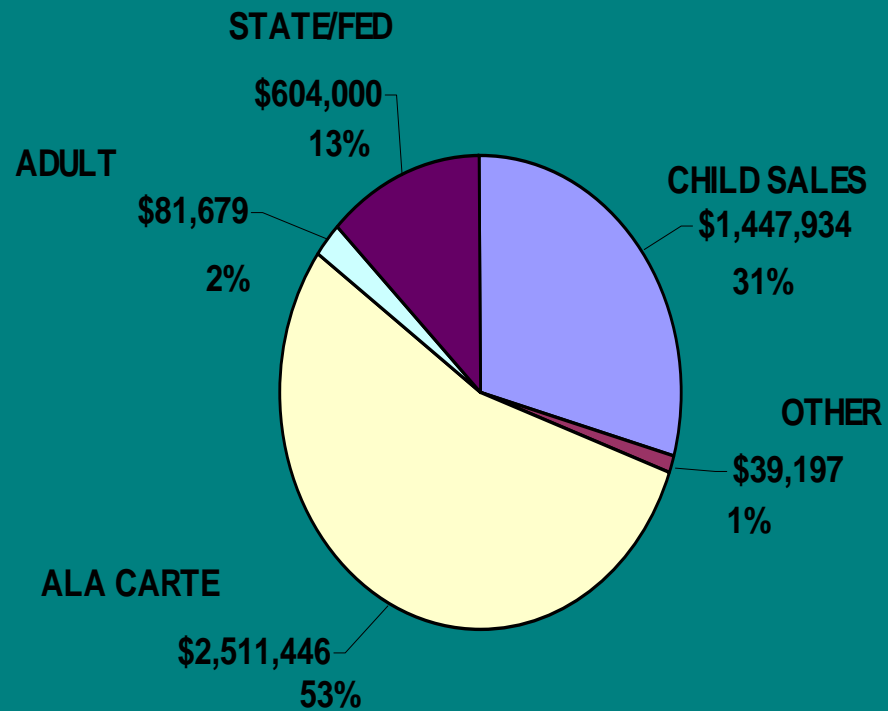
**FY05 Approx. \$5,000,000**



# NUTRITION SERVICES 2003-2004 EXPENSES



# ***NUTRITION SERVICES 2003-2004 REVENUE***



# ***NUTRITION SERVICES***

***2003-2004***

<b><i>Total Revenue</i></b>	<b><i>\$ 4,761,692</i></b>
<b><i>Total Expenses</i></b>	<b><i>\$ 4,698,943</i></b>
<b><i>Profit/Loss</i></b>	<b><i>\$ 62,750</i></b>
<b><i>Ending Balance</i></b>	<b><i>\$ 656,705</i></b>

***Nutrition Services Department has consistently operated in the black during the past 15 years under the direction of Jane Hentzler, RD.***

# Lee's Summit R-VII

## Kansas City Area Meal Prices 2004 - 2005

District	Milk	Breakfast Elem	Breakfast MS	Breakfast HS	Breakfast Adult	Lunch Elem	Lunch MS	Lunch HS	Lunch Adult
Blue Springs	\$0.35	None	None	None	None	\$1.75	\$2.00	\$2.00	\$2.25
Blue Valley	\$0.40	\$0.90	\$1.00	\$1.00	\$1.50	\$1.75	\$1.95	\$1.95	\$2.50
Ft. Osage	\$0.35	\$1.05	\$1.05	\$1.10	\$1.60	\$1.55	\$1.60	\$1.65	\$2.10
Grandview	\$0.30	\$1.00	\$1.25	\$1.25	\$1.50	\$1.75	\$1.85	\$2.00	\$2.50
Hickman Mills	\$0.40	\$1.00	\$1.00	\$1.00	\$1.25	\$1.35	\$1.50	\$1.65	\$2.00
Independence	\$0.30	\$0.75	\$0.75	\$0.75	\$0.85	\$1.25	\$1.35	\$1.35	\$1.55
<b>Lee's Summit</b>	<b>\$0.40</b>	<b>\$1.15</b>	<b>\$1.40</b>	<b>\$1.40</b>	<b>\$1.55</b>	<b>\$1.40</b>	<b>\$1.55</b>	<b>\$1.55</b>	<b>\$1.80</b>
Liberty	\$0.30	\$1.00	\$1.00	\$1.00	\$1.20	\$1.50	\$1.65	\$1.65	\$2.00
NKC	\$0.35	\$1.00	\$1.05	\$1.05	\$1.35	\$1.35	\$1.45	\$1.65	\$2.00
Olathe	\$0.40	\$1.00	a la carte	la carte	\$1.50	\$1.85	\$2.00	\$2.00	\$2.50
Park Hill	\$0.30	\$1.00	\$1.25	\$1.25	\$1.50	\$1.40	\$1.85	\$1.85	\$2.50
Raytown	\$0.35	\$1.00	\$1.10	\$1.10	\$1.50	\$1.50	\$1.65	\$1.65	\$2.05
Shawnee Mission	\$0.30	\$1.00	\$1.00	N/A	\$1.50	\$1.60	\$1.75	\$1.75	\$2.25

# *Lee's Summit R-VII Elementary Lunch Participation*

<u>SCHOOL</u>	<u>2002-2003</u>	<u>2003-2004</u>	<u>DIFFERENCE</u>	
Westview	109%	93%	-16%	(2002-03 Westview fed Cedar Creek Kid's Country)
Hazel Grove	92%	93%	1%	
Mason	96%	97%	1%	
LSE	102%	99%	-3%	
Greenwood	95%	95%	0%	
PLE	101%	97%	-4%	
Meadow Lane	97%	92%	-5%	
Prairie View	89%	89%	0%	
Underwood	94%	93%	-1%	
Richardson	97%	95%	-2%	
Trailridge	101%	99%	-2%	
Cedar Creek	84%	86%	2%	
Highland Park	87%	88%	1%	
Woodland	93%	94%	1%	
Hawthorn Hill	104%	96%	-8%	(2002-03 Hawthorn Hill fed Headstart)




*Average participation this year in elementary school was 94%*

*(Percentage may be over 100% due to Ala carte Sales)*

# *Lee's Summit R-VII*

## *Secondary Lunch Participation*



<u>SCHOOL</u>	<u>2002-2003</u>	<u>2003-2004</u>	<u>DIFFERENCE</u>
PLMS	109%	108%	-1%
BCMS	107%	104%	-3%
SLMS	121%	116%	-5%
LSHS	110%	107%	-3%
LSNHS	109%	109%	0%

*Average participation among our secondary schools is 109%*

*Why do we  
have  
such high participation?*



# ***STUDENTS***



# ***NUTRITION SERVICES:***

**Meeting the Nutritional Needs of  
YOUR Student!**



**[www.leesummit.k12.mo.us/nutrition](http://www.leesummit.k12.mo.us/nutrition)**

*Submitted By:*

*Jane Hentzler-Director Nutrition Services*

*Prepared By:*

*Jane Hentzler-Director Nutrition Services*

*Jackie Frinsthal-Nutrition Services*

*Paula Aldridge-Executive Services*